






TAKE CARE OF YOUR LIVESTOCK IN AN EMERGENCY

TIPS TO HELP SECURE YOUR LIVESTOCK'S SAFETY IN AN EMERGENCY:

1. Remain aware of the risks and hazards in your area. 
2. Maintain an inventory of the livestock on your ranch.
3. Have identification for all livestock (ear tags, tattoos, brands).
4. Identify alternate water or power sources. 
5. Make an evacuation plan to identify routes and safe locations (higher elevation) for your livestock.
6. Establish a safe environment for animals. 



YOUR LIVESTOCK EMERGENCY GO KIT SHOULD INCLUDE:

- Basic first aid supplies
- 7-10 day supply of feed and water
- Water and feed buckets
- Copies of veterinary records and proof of ownership
- Halters and lead ropes
- Portable livestock panels
- Heavy gloves (leather)
- Instructions for care
 - Diet: record the diet for your animals
 - Medications: list each animal separately, and for each medication include the drug name, dose and frequency. Provide veterinary and pharmacy contact information for refills.
- Knife and wire cutters
- Duct tape
- Flashlight and Radio
- Rope or lariat
- Waste clean-up supplies
- Emergency contact list
- Tarp
- Hoof knife, nippers and pick
- Map of local area
- _____
- _____
- _____
- _____
- _____

